



State of the State Primary Care in RI

Care Transformation Collaborative of RI

MARCH 29, 2018

DEBRA HURWITZ, MBA, BSN, RN

EXECUTIVE DIRECTOR

Sponsors for Today's Panel Discussion



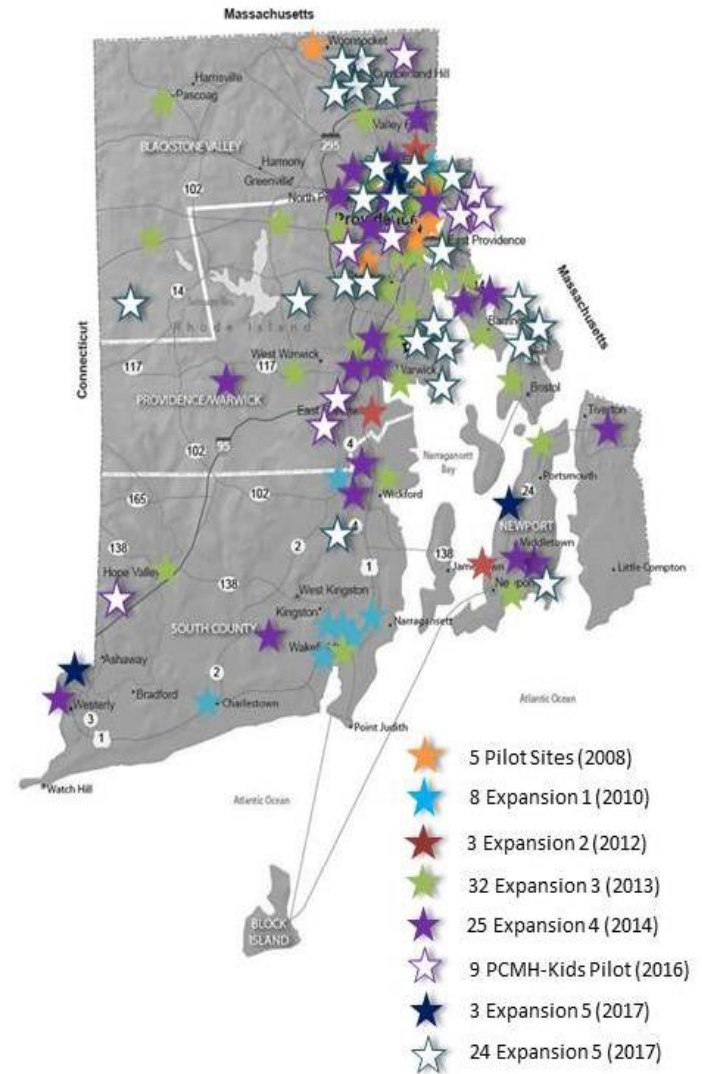
State of Rhode Island



Primary Care Works

The Care Transformation Collaborative of Rhode Island has a growing impact across the state, and includes:

- 109 primary practices, including internal medicine, family medicine, and pediatric practices.
- 750 primary care providers across our adult and pediatric practices.
- Approximately 650,00 Rhode Islanders receive their care from one of our practices.
- Investment from every health insurance plan in Rhode Island, including private and public plans.
- All Federally Qualified Health Centers in Rhode Island participate in our Collaborative.




Commonwealth Fund Report RI Ranks 4th in the Nation

Annual Scorecard Report - 44 measures of health system performance

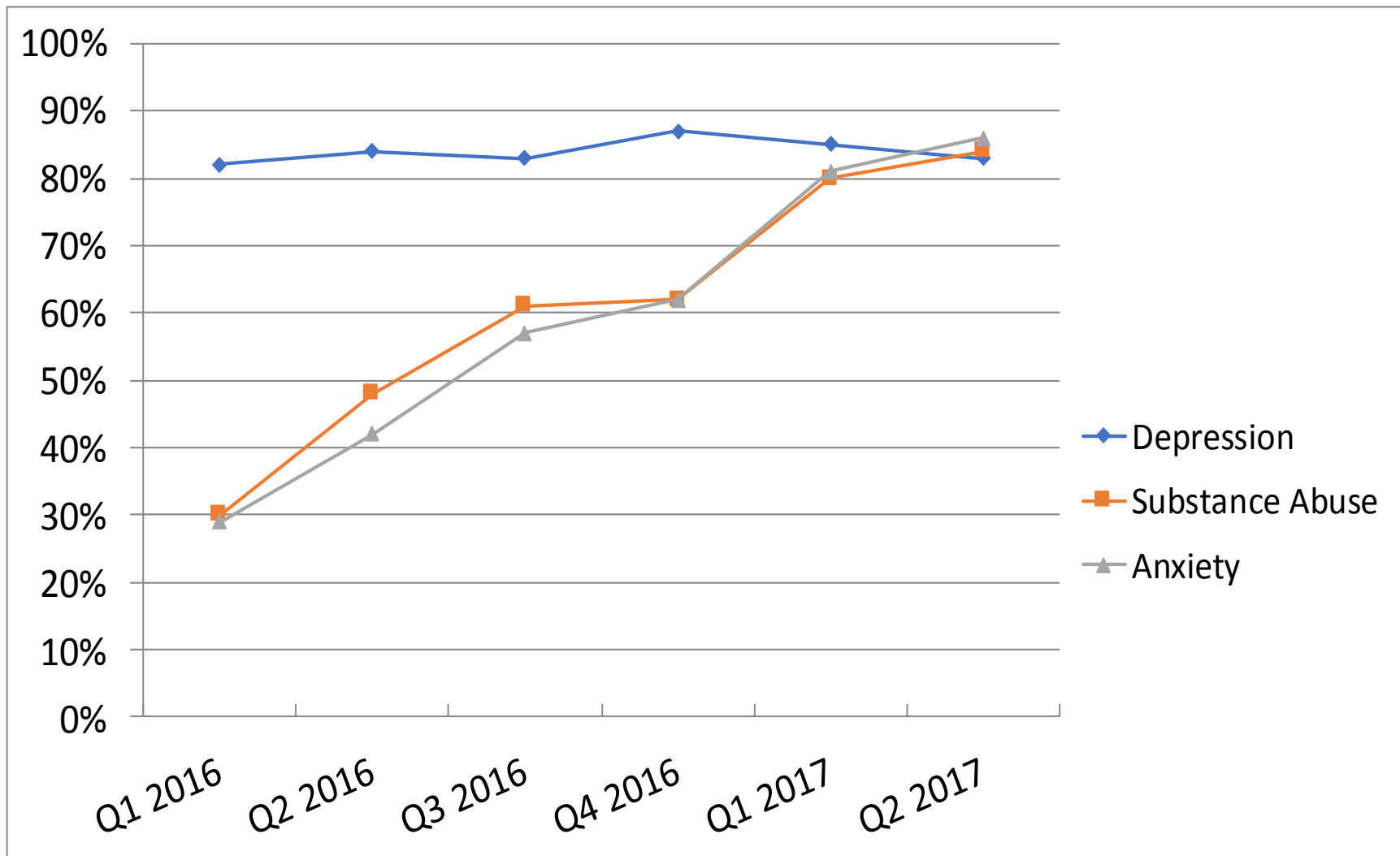
Overall Performance

Medicaid Expansion States

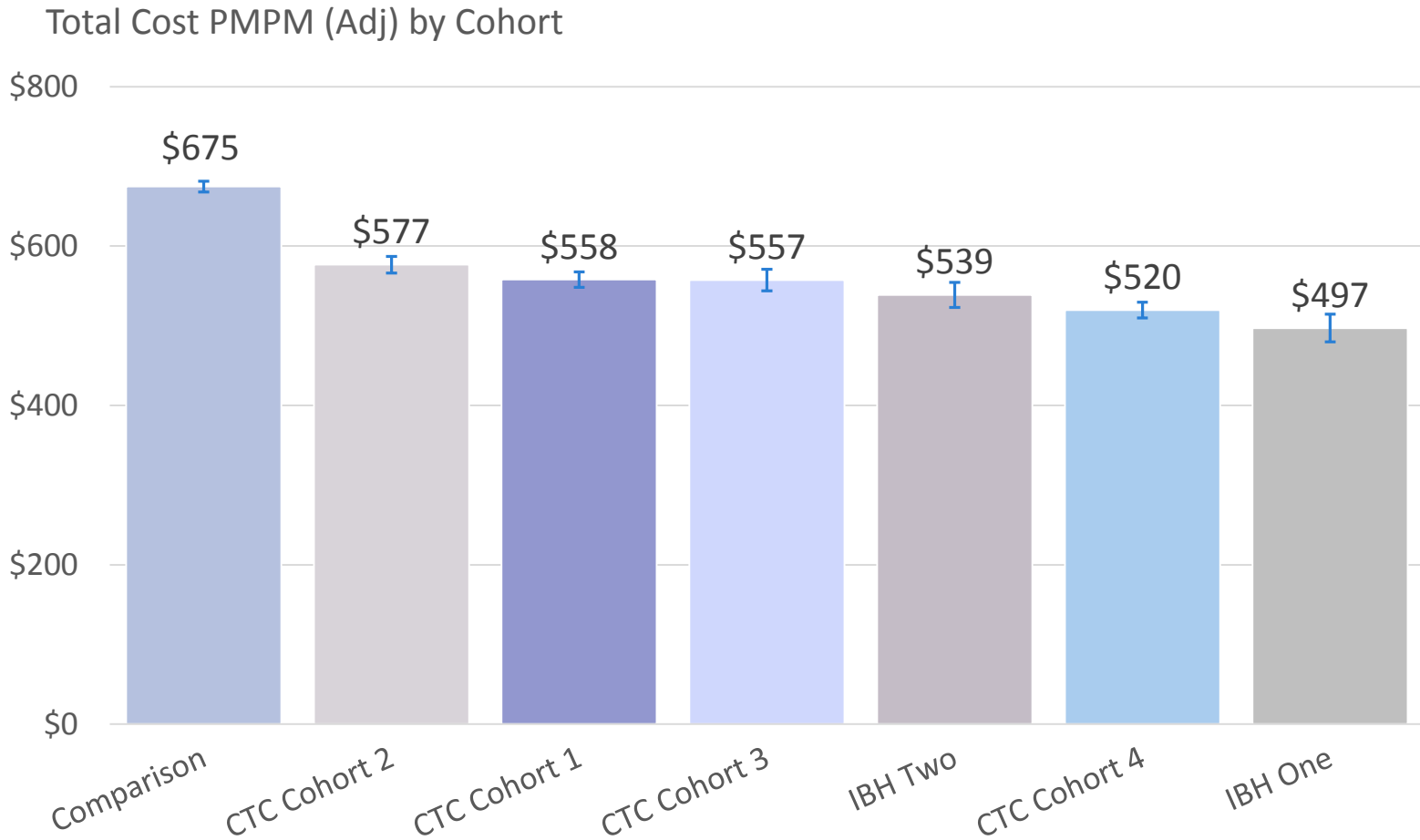


<http://www.commonwealthfund.org/interactives/2017/mar/state-scorecard/>

Integrated Behavioral Health Pilot Program (Cohort 1) Screening Rates Q1 2016 – Q2 2017



Total Cost PMPM (Adj) by Cohort



Data Source: Rhode Island All-Player Claims Database 01/01/2016 through 12/31/2016

Economic Impact of Physicians on Rhode Island Economy





Physicians bring economic health to Rhode Island's communities.

Beyond their role in safeguarding the health of our communities, physicians in Rhode Island are a major driver of the state economy, spurring economic growth and creating jobs across all industries.

Rhode Island physicians hire locally, buy locally and support the local economy. Through the **creation of jobs** with strong wages and benefits paid to workers across the state, physicians empower a high-quality, sustainable workforce that **generates state and local tax revenue** for community investments. Physicians' economic output—the value of the goods and services provided—helps other businesses grow through their own purchasing and through the purchasing of their employees. Each dollar in direct output applied to physician services supports \$2.01 in economic activity in Rhode Island, and **physician-driven economic activity** is greater than legal services, home health care, higher education, and nursing home and residential care.

View the **2018 American Medical Association Economic Impact Study** to learn more about the contributions physicians make to the health of Rhode Island's economy at PhysiciansEconomicImpact.org.

VITAL SIGNS: THE ECONOMIC IMPACT OF PHYSICIANS IN RHODE ISLAND¹

	Jobs	41,034
	Direct jobs	15,656
	Indirect jobs	25,378
	Average jobs supported by each physician	12.6
	Economic activity	\$ 7.4 billion
	Direct economic output	\$3.7 billion
	Indirect economic output	\$3.7 billion
	Percent of total GSP/GDP ²	13.3%
	Average economic output generated by each physician	\$2.3 million
	Wages and benefits	\$4.0 billion
	Direct wages and benefits	\$2.7 billion
	Indirect wages and benefits	\$1.3 billion
	Average wages and benefits supported by each physician	\$1.2 million
	State and local tax revenue	\$310.9 million
	Average state and local tax revenue generated by each physician	\$95,401

¹ The economic impact of physicians in Rhode Island (QuarterliesMS, January 2018).
² US Bureau of Economic Analysis: Current-Dollar GDP by State, 2015.



Panelists



Commissioner Marie Ganim, Ph.D.
Office of the Health Insurance Commissioner

Patrick Tigue, Medicaid Director
Executive Office of Health and Human Services



Tom Bledsoe, MD
University Medicine

Matthew Roman, LICSW, MBA, Chief Operating Officer
Thundermist Health Center



Please visit our
Care Transformation Collaborative
website at:

www.ctc-ri.org

For more information contact:

Debra Hurwitz, Executive Director at
dhurwitz@healthcentricadvisors.org

Pano Yeracaris, MD,MPH at pyeracaris@gmail.com