

A SNAPSHOT

DIABETES IN THE UNITED STATES

DIABETES

**30.3
MILLION**

30.3 million people have diabetes



That's about 1 out of every 10 people




**1
OUT
OF
4**

don't know they have diabetes

PREDIABETES

**84.1
MILLION**



84.1 million people — more than 1 out of 3 adults — have prediabetes



**9
OUT
OF
10** don't know they have prediabetes



If you have prediabetes, losing weight by:



**EATING
HEALTHY**



**BEING
MORE
ACTIVE**

can cut your risk of getting type 2 diabetes in
HALF



COST



**\$245
BILLION**

Total medical costs and lost work and wages for people with diagnosed diabetes

Risk of death for adults with diabetes is



**50%
HIGHER**



than for adults without diabetes

Medical costs for people with diabetes are **more than twice as high**

\$\$



\$

as for people without diabetes

2X

People who have diabetes are at higher risk of serious health complications:



BLINDNESS



**KIDNEY
FAILURE**



**HEART
DISEASE**




STROKE



**LOSS OF
TOES, FEET,
OR LEGS**

TYPES OF DIABETES

TYPE 1



BODY DOESN'T MAKE ENOUGH INSULIN

- Can develop at any age
- No known way to prevent it


Nearly **18,000 youth** diagnosed each year in 2011 and 2012



In adults, type 1 diabetes accounts for approximately

5%
of all diagnosed cases of diabetes

TYPE 2



BODY CAN'T USE INSULIN PROPERLY

- Can develop at any age
- Most cases can be prevented

In adults, type 2 diabetes accounts for approximately

95%
of all diagnosed cases of diabetes



More than **5,000 youth** diagnosed each year in 2011 and 2012

RISK FACTORS FOR TYPE 2 DIABETES:

1.5
MILLION
People 18 years and older diagnosed in 2015



BEING OVERWEIGHT



HAVING A FAMILY HISTORY



BEING PHYSICALLY INACTIVE



BEING 45 AND OLDER

WHAT CAN YOU DO?

You can **prevent** or **delay** type 2 diabetes



LOSE WEIGHT
IF NEEDED



EAT HEALTHY



BE MORE ACTIVE

LEARN MORE AT www.cdc.gov/diabetes/prevention
OR SPEAK TO YOUR DOCTOR

You can **manage** diabetes



WORK WITH A HEALTH PROFESSIONAL



EAT HEALTHY



STAY ACTIVE

LEARN MORE AT www.cdc.gov/diabetes/ndep
OR SPEAK TO YOUR DOCTOR

REFERENCES

Centers for Disease Control and Prevention. National Diabetes Statistics Report: Estimates of Diabetes and Its Burden in the United States, 2017. Atlanta, GA: U.S. Department of Health and Human Services; 2017.

American Diabetes Association. Economic Costs of Diabetes in the U.S. in 2012. Diabetes Care. 2013;36(4):1033-1046.

Centers for Disease Control and Prevention, National Center for Health Statistics. Underlying Cause of Death 1999-2015 on CDC WONDER Online Database, released December, 2016. Data are from the Multiple Cause of Death Files, 1999-2015, as compiled from data provided by the 57 vital statistics jurisdictions through the Vital Statistics Cooperative Program. Accessed at <http://wonder.cdc.gov/ucd-icd10.html> on April 4, 2017.

Mayer-Davis EJ, Lawrence JM, Dabelea D, Divers J, Isom S, Dolan L, et al. Incidence Trends of Type 1 and Type 2 Diabetes among Youths, 2002-2012. N Engl J Med. 2017;376:1419-29.

CDC's Division of Diabetes Translation works toward a world free of the devastation of diabetes.

